



# srivenkateshwaraa

## College of Engineering & Technology




ASPIRE TO EXCEL

Ariyur, Puducherry-605102.


TO WHOM SO EVER IT MAY CONCERN

This is certify that the Sri Venkateshwaraa College of Engineering and technology, Puducherry-605102. The Expenditure excluding salary for Infrastructure Augmentation, Expenditure on Maintenance of Academic facilities and Physical facilities during the last five years 2018-2019,2019-2020,2020-2021,2021-2022 and 2022-2023 (INR in Lakhs).

| Financial year   | 2018-2019 | 2019-2020 | 2020-2021 | 2021-2022 | 2022-2023 |
|--|-----------|-----------|-----------|-----------|-----------|
| Total Expenditure excluding salary(INR in Lakhs)                 | 493.90    | 388.33    | 180.97    | 187.94    | 223.69    |
| Expenditure on infrastructure Augmentation (INR in Lakhs)        | 133.61    | 26.07     | 5.34      | 0.46      | 43.05     |
| Expenditure on Maintenance of Academic facilities (INR in Lakhs) | 36.75     | 22.72     | 9.14      | 21.46     | 32.86     |
| Expenditure of maintenance of physical facilities (INR in Lakhs) | 108.37    | 69.08     | 114.74    | 56.95     | 118.21    |
| Other expenses excluding salary (INR in Lakhs)                   | 215.17    | 270.46    | 51.75     | 109.07    | 29.57     |

  
PRINCIPAL

PRINCIPAL  
SRIVENKATESHWARA COLLEGE OF  
ENGINEERING & TECHNOLOGY  
ARIYUR, PUDUCHERRY - 605 102



Pangur,  
Ariyur,  
Puducherry  
605 102  
www.svcet.ac.in

  
CHARTERED ACCOUNTANT

13-A, Pondy - Villupuram, Main Road, Ariyur (Pangur), Puducherry - 605 102.

E-mail: principal@svcet.ac.in

Phone : 0413 - 2644426, Fax : 0413 - 2644424

SRI VENKATESWARAA COLLEGE OF ENGINEERING AND TECHNOLOGY  
No.13 A PONDY VILLUPURAM MAIN ROAD, ARIYUR, PONDICHERRY - 605 102.


INCOME AND EXPENDITURE ACCOUNT FOR THE YEAR ENDED 31-03-2019

| EXPENDITURE                            | AMOUNT      |    | INCOME                                | AMOUNT      |             |
|--|-------------|----|---------------------------------------|-------------|-------------|
|  | Rs.         | P. |                                       | Rs.         | P.          |
| To Advertisement                       | 1963422.00  |    | By Tuition Fees                       | 16920775.00 |             |
| " Transport Expenses                   | 2716521.00  |    | " Book Fees                           | 256939.00   |             |
| " Bank Charges                         | 76962.09    |    | " Application Fees                    | 188000.00   |             |
| " Book Purchase                        | 290159.00   |    | " Bus Fees                            | 2493800.00  |             |
| " Lab Consumable                       | 64888.00    |    | " Interest on Fixed Deposit           | 475931.00   |             |
| " Office Expenses                      | 81340.00    |    | " Training and Personality Developmen | 3235000.00  |             |
| " ESI                                  | 68127.00    |    | " Other Income                        | 5294079.00  |             |
| " Provident Fund                       | 146515.00   |    |                                       |             |             |
| " Salary                               | 17032295.00 |    |                                       |             |             |
| " Printing and Stationery              | 185033.00   |    |                                       |             |             |
| " Inspection Fees                      | 465022.00   |    |                                       |             |             |
| " Telephone Expenses                   | 208285.00   |    | Excess of Expenditure Over Income     | 37558050.55 |             |
| " Training and Personality Development | 1038032.00  |    |                                       |             |             |
| " College Maintenance                  | 1915438.00  |    |                                       |             |             |
| " Electricity Charges                  | 1049599.00  |    |                                       |             |             |
| " Repair and Maintenance               | 541874.00   |    |                                       |             |             |
| " House Keeping Expenses               | 1217451.00  |    |                                       |             |             |
| " Function Expenses                    | 102494.50   |    |                                       |             |             |
| " Security Charges                     | 27766.00    |    |                                       |             |             |
| " Travelling expenses                  | 35510.00    |    |                                       |             |             |
| " Scholarship and concessions          | 4075000.00  |    |                                       |             |             |
| " Staff Welfare Expenses               | 98000.00    |    |                                       |             |             |
| " Postage and Courier Charges          | 12995.00    |    |                                       |             |             |
| " Subscription - Journal               | 96015.00    |    |                                       |             |             |
| " Interest on Loan                     | 14765505.50 |    |                                       |             |             |
| " Depreciation                         | 18148325.46 |    |                                       |             |             |
|  | 66422574.55 |    |                                       |             | 66422574.55 |

For Sri Venkateswaraa College of Engineering & Technology

As per information furnished

Place : Chennai  
Date : 06/08/2019

  
Chairman  
B. Ramachandhiran

  
C. CHANDRASEKARAN  
Chartered Accountant



  
**PRINCIPAL**  
SRI VENKATESHWARAA COLLEGE OF  
ENGINEERING & TECHNOLOGY  
ARIYUR, PUDUCHERRY - 605 102.

**SRI VENKATESWARAA COLLEGE OF ENGINEERING AND TECHNOLOGY**  
**13 A PONDY VILLUPURAM MAIN ROAD,ARIYUR,PUDUCHERY -605 102.**

**BALANCE SHEET AS ON 31ST MARCH 2019**


| LIABILITIES                | Amount<br>Rs. P.    | ASSETS                                    | Amount<br>Rs. P.    |
|----------------------------|---------------------|---|---------------------|
| PROMOTER'S CONTRIBUTION    | 91678116.00         | <b>FIXED ASSETS</b><br>As per Schedule    | 263570943.53        |
| <b>SECURED LOAN</b>        |                     | <b>CURRENT ASSETS, LOANS AND ADVANCES</b> |                     |
| Term Loan                  | 144730955.00        | Loans and Advance                         | 383881.00           |
| Vehicle Loan               | 2752228.00          | TDS Receivable                            | 86651.00            |
| <b>CURRENT LIABILITIES</b> |                     | Security Deposit                          | 4308894.00          |
| 1. Sundry Creditors        | 3104837.00          | Student Fee                               | 7359919.00          |
| 2. Salary Payable          | 1355768.00          | Cash at Bank                              | 25192.75            |
| <b>TRUST</b>               | 159769265.23        | Cash in Hand                              | 5395704.72          |
|                            |                     | <b>Excess of Expenditure over Income</b>  |                     |
|                            |                     | Opening Balance                           | 84701932.68         |
|                            |                     | Current Year                              | 37558050.55         |
| <b>Total</b>               | <b>403391169.23</b> | <b>Total</b>                              | <b>403391169.23</b> |

For Sri Venkateswaraa College of Engineering & Technology

As per information furnished

Place : Chennai  
Date : 06/08/2019

  
Chairman  
B.Ramachandhiran

  
C.CHANDRASEKARAN  
Chartered Accountant



**PRINCIPAL**  
**SRI VENKATESHWARAA COLLEGE OF**  
**ENGINEERING & TECHNOLOGY**  
**ARIYUR, PUDUCHERRY - 605 102.**

**Fixed Assets 2018-19**

| Sl.No | Particulars            | Rate of Depreciation | Gross Block         | Additions          | Total Block         | Depreciation upto 31.03.2018 | Current year Depreciation | Depreciation upto 31.03.2019 | WDV as on 31.3.2018 | WDV as on 31.03.2019 |
|-------|------------------------|----------------------|---------------------|--------------------|---------------------|------------------------------|---------------------------|------------------------------|---------------------|----------------------|
| 1     | Land                   |                      | 17364888.00         | 0.00               | 17364888.00         | 0.00                         | 0.00                      | 0.00                         | 17364888.00         | 17364888.00          |
| 2     | Buildings              | 5%                   | 206055139.73        | 8006425.00         | 274061564.73        | 53576897.83                  | 10814791.12               | 64481689.05                  | 212478241.80        | 209569875.58         |
| 3     | Furniture and fittings | 10%                  | 16228180.67         | 314706.00          | 16540976.67         | 4157500.37                   | 1122778.00                | 5280338.37                   | 11068620.30         | 10286638.30          |
| 4     | Library Books          | 60%                  | 2050065.26          | 268875.00          | 2316740.26          | 1732940.75                   | 205790.20                 | 1942730.95                   | 317124.51           | 374009.31            |
| 5     | Computer and Printer   | 60%                  | 8181859.10          | 800738.00          | 8962597.10          | 6598032.50                   | 945826.00                 | 7543858.50                   | 1563826.60          | 1418738.60           |
| 6     | Electrical Items       | 10%                  | 2016062.24          | 264681.00          | 20425323.24         | 6200074.46                   | 2132411.14                | 8332485.60                   | 13960587.78         | 12092837.64          |
| 7     | Lab Equipments         | 15%                  | 18795761.40         | 187394.00          | 18983155.40         | 5500461.41                   | 1706350.00                | 7208811.41                   | 11295299.99         | 9774344.00           |
| 8     | Vehicle                | 15%                  | 0.00                | 2930000.00         | 2930000.00          | 0.00                         | 219750.00                 | 219750.00                    | 0.00                | 2710250.00           |
| 9     | Miscellaneous Asset    | 100%                 | 139416.60           | 857404.00          | 996820.80           | 98828.60                     | 894629.00                 | 991458.60                    | 42587.00            | 5362.00              |
|       | <b>Total</b>           |                      | <b>349963973.90</b> | <b>13628983.00</b> | <b>359882066.90</b> | <b>77862797.61</b>           | <b>18148325.46</b>        | <b>96011122.47</b>           | <b>265091175.99</b> | <b>261870943.53</b>  |



**PRINCIPAL**  
**SRI VENKATESHWARAA COLLEGE OF**  
**ENGINEERING & TECHNOLOGY**  
**ARIYUR, PUDUCHERRY - 605 102.**